




How To Hunt For Mini Beasts

You will need to ask your Mum or Dad where you can start digging in the garden!

Instructions:

- 1 Go for a walk in your garden and find a tree.
- 2 Find a dense patch of soil around the base of a tree and use your digger to dig into the undergrowth.
- 3 Lay your sheet or towel under the tree and shake a branch.
- 4 Now investigate the little black specks that have fallen on to your sheet, use your magnifying glass if you have one.
- 5 Roughly draw the shape of the insects and count the number of legs they have. You can then find out what they are by going to www.wildaboutbritain.co.uk/british_insects and searching for your mini beast.

You Will Need:



PAPER
(OR WHITE TOWEL)




PENCIL



MAGNIFYING
GLASS (optional)




JCB
DIGGER




TREE

HERE ARE SOME EXAMPLES OF WHAT YOU MIGHT DISCOVER:



EARWIG

Earwigs have thread-like antennae, short leathery wing-cases at the front of the slender segmented abdomen and a pair of pincers at their tail end.



ANT

Ants live in large colonies and are well-known insects in Britain's countryside and gardens.



LADYBIRD

Beetles are robust and typically have thick wing-cases covering the upper surface of the abdomen and conceal the hind wings.

